




























Résultats Programme 6 - individuel

Rang	Nom	Ann.	Société	Association							Total	
1	Samir SERHANI	 1999	TV Hegi/RLZ ZH	ZTV	5.813.100 9	4.713.300 2	5.014.150 1	4.813.700 6	4.713.850 1	5.213.650 3	30.2 81.750	O
2	Moreno KRATTER	 1998	TV Rüti/RLZ ZH	ZTV	5.113.950 2	4.612.800 5	4.713.550 4	4.413.300 9	4.813.700 2	5.713.850 2	29.3 81.150	A
3	Marco PFYL	 1997	STV Pfäffikon-Freienbach/RLZ ZH	KSTV	5.813.700 3	5.013.400 1	5.012.800 7	5.214.067 3	5.112.850 7	5.213.900 1	31.3 80.717	B
4	Silas KIPFER	 1999	TV Ziefen/NKL	NKL	5.814.700 1	4.211.300 14	4.913.750 2	5.214.200 2	4.711.500 16	5.313.500 4	30.1 78.950	*
5	Andreas GRIBI	 1998	TSV Rohrdorf/VZ Magglingen	ATV	4.713.150 8	4.613.300 2	4.913.600 3	4.413.167 11	4.510.750 19	4.613.050 5	27.7 77.017	*
6	Samuel JÄRMANN	 1999	TSV Rohrdorf	ATV	5.013.700 3	4.012.300 10	4.512.400 10	4.814.000 4	4.412.350 11	4.312.150 9	27.0 76.900	*
7	Tobias STÖCKLI	 1998	TV Aeschi	KVK SO	5.112.600 12	5.012.400 8	4.712.400 10	4.412.700 13	5.012.750 8	4.713.050 5	28.9 75.900	*
8	Sandro BRÄNDLE	 1997	KTZ Fürstenland	SGTV	5.112.150 16	3.111.800 12	3.511.450 15	5.214.333 1	3.512.950 6	2.811.600 11	23.2 74.283	*
9	Kristijan GOJKOVIC	 1999	STV Lenzburg	ATV	4.812.600 12	4.511.800 12	4.312.700 8	3.612.533 14	4.513.100 5	5.611.100 13	27.3 73.833	
10	Martino MOROSI	 1999	Unione Sportiva Ascona/CC TI	ACTG	5.012.300 15	4.612.150 11	3.811.300 16	4.413.100 12	4.611.600 15	4.212.400 8	26.6 72.850	
11	Nico NEESER	 1999	STV Schlossrued	ATV	4.512.450 14	5.612.350 9	3.511.500 14	3.612.000 17	4.612.600 9	3.5 9.900 16	25.3 70.800	
12	Franck GEISER	 1999	Gym Serrières/CCE NE	ACNGA	3.612.650 11	3.010.750 15	1.910.700 17	3.612.233 15	3.212.250 12	2.410.750 14	17.7 69.333	
13	Fabian HERZOG	 1999	BTV Luzern/RLZ LU	KV LU-OW-NW	5.113.300 6	3.7 8.100 19	4.6 9.450 18	4.413.300 9	4.012.600 9	4.312.000 10	26.1 68.750	
14	Jonathan HAENNI	 1998	Gym Serrières/CCE NE	ACNGA	3.711.750 17	3.210.600 16	4.311.750 12	3.611.567 18	3.012.250 12	3.110.650 15	20.9 68.567	
15	Sirius KOUSADIANOS	 1999	TV Länggasse Bern/KTZ BE	KKB	4.110.450 18	3.310.050 18	4.311.650 13	3.612.133 16	4.311.400 17	2.2 8.950 18	21.8 64.633	
16	Noe SEIFERT	 1998	SATUS ORO/VZ Magglingen	ATV		4.713.100 4	4.613.400 5		5.413.650 3	4.111.400 12	18.8 51.550	
17	Fabian BISCHOFBERGER	 1998	Turnfabrik/RLZO	TGTV		4.112.450 7	5.013.200 6		5.011.250 18	4.512.650 7	18.6 49.550	
18	Donovan FREI	 1997	EGAG/CRP GE	AGG	5.013.500 5	3.910.350 17		4.413.400 8	4.211.800 14		17.5 49.050	
19	Jonas MUNSCH	 1997	TV Ziefen/VZ Magglingen	NKL		4.612.500 6	4.012.550 9		5.013.200 4	4.4 9.200 17	18.0 47.450	
20	Marc ENGELI	 1999	Turnfabrik/RLZO	TGTV	5.113.300 6			4.813.900 5			9.9 27.200	
21	Kai RANDEGGER	 1997	TV Wädenswil/RLZ ZH	ZTV	5.512.850 10			4.413.533 7			9.9 26.383	