







Résultats Programme 5 - individuel

Rang	Nom	Ann.	Société	Association							Total										
1	Tim RANDEGGER	2000	TV Wädenswil/RLZ ZH	ZTV	7.315.600	3	8.416.100	1	6.915.200	2	5.414.067	1	6.011.650	18	5.513.500	3	39.5	86.117	O		
2	Théo EZAHR	2000	EGAG/CRP GE	AGG	6.614.300	6	7.614.850	2	7.014.550	4	3.011.533	17	6.214.400	2	5.713.950	1	36.1	83.583	A		
3	Erich ARTSRUNI	2000	BTV Bern/KTZ BE	KKB	7.314.650	5	3.810.650	9	7.615.900	1	3.612.167	6	5.113.900	6	4.513.250	4	31.9	80.517	B		
4	Nando PALLECCHI	2000	STV St.Margrethen/RLZO	SGTV	7.214.300	6	5.713.100	4	5.914.250	5	3.010.500	23	3.912.600	10	6.413.950	1	32.1	78.700	*		
5	Dominik TAMSEL	2000	TV Wädenswil/RLZ LU	KV LU-OW-NW	5.913.350	12	8.313.800	3	7.113.300	10	3.011.700	15	6.013.500	7	6.112.450	7	36.4	78.100	*		
6	Lamine DELORME	2001	EGAG/CRP GE	AGG	5.013.700	9	6.412.200	5	7.113.400	9	3.011.333	20	7.014.300	4	4.612.700	6	33.1	77.633	*		
7	Davide MAZZOLA	1999	Gym Serrières/CCE NE	ACNGA	5.012.950	14	6.412.150	6	8.114.900	3	3.611.967	9	4.512.000	16	5.313.200	5	32.9	77.167	*		
8	Jasha HALBENLEIB	2001	KV Solothurn	KVK SO	6.713.600	10	5.111.000	8	4.912.550	12	3.011.767	14	5.013.350	8	3.111.350	9	27.8	73.617	*		
9	Till HABISREUTINGER	2000	STV Frauenfeld/Turnfabrik	TGTV	8.315.850	2	4.911.050	7	3.310.500	19	3.612.033	7	4.112.550	11	2.911.000	12	27.1	72.983			
10	Joey PERDRIZAT	2000	Gym Serrières/CCE NE	ACNGA	4.413.100	13	3.4	9.600	13	5.613.250	11	3.011.567	16	5.514.100	5	3.310.250	15	25.2	71.867		
11	Fabio STRAUSS	1999	TV Siblingen/KTZ SH	SHTV	6.612.850	15	3.9	8.800	16	7.014.150	7	3.612.000	8	4.012.650	9	3.410.450	14	28.5	70.900		
12	Noah BITTERLI	2001	TV Oberbuchsitzen	KVK SO	4.610.600	21	4.310.450	10	4.511.800	16	2.811.533	17	6.014.350	3	3.411.250	10	25.6	69.983			
13	Lukas SIGG	2001	TV Henggart/RLZ ZH	ZTV	7.112.550	16	4.410.400	11	3.712.200	14	3.612.500	4	3.512.050	15	2.1	9.800	17	24.4	69.500		
14	David GACON	1999	Yverdon AG	ACVG	4.111.900	19	2.8	9.350	14	3.910.800	17	3.612.333	5	2.911.450	19	2.8	9.900	16	20.1	65.733	
15	Théo KENKLIES	2000	Montreux	ACVG	4.711.600	20	3.0	8.650	17	3.711.850	15	3.611.833	12	3.810.800	22	2.1	9.200	19	20.9	63.933	
16	Joel SKROTZKI	2001	TV Selzach	KVK SO	5.111.950	18	3.1	7.250	18	2.210.550	18	2.811.333	20	4.511.450	19	2.5	8.000	20	20.2	60.533	
17	Niels FLUDER	2001	STV Wil/RLZO	SGTV	7.914.800	4			3.7	5.850	20	5.413.467	2	3.912.550	11	2.411.200	11	23.3	57.867		
18	Philibert HUTTER	1999	FSG Lancy	AGG	3.912.350	17			5.5	12.450	13	2.811.800	13	2.311.050	21	1.8	9.600	18	16.3	57.250	
19	Colin BOSSHARD	2001	SFG Lugano/CC TI	ACTG			4.8	9.000	15	5.813.700	8			3.5	12.550	11	2.410.950	13	16.5	46.200	
20	Ian RAUBAL	2001	TV Opfikon-Glattbrugg/RLZ ZH	ZTV					6.6	14.200	6			5.7	14.600	1	6.011.550	8	18.3	40.350	
21	Joe MATHIS	2000	TV Stäfa/RLZ ZH	ZTV	8.516.500	1	3.5	10.050	12			3.6	11.500	19					15.6	38.050	
22	Luca SCHEIWILER	2000	TZ Rheintal/RLZO	SGTV	6.513.550	11					3.0	11.933	11	5.211.750	17				14.7	37.233	
23	Andrin FREY	2000	TV Steffisburg/KTZ BE	KKB							5.2	12.967	3	4.412.200	14				9.6	25.167	
24	Jonas DÜNNENBERGER	2000	Turnfabrik/RLZO	TGTV	7.413.800	8					3.0	11.300	22						10.4	25.100	
25	François GOMEZ	2000	EGAG/CRP GE	AGG							3.6	11.967	9						3.6	11.967	