

























Résultats Programme 4 - Équipe

Rang	Nom	Ann.	Société	Association							Total	
1	ACTG				27.300 1	30.950 1	26.750 2	26.567 2	25.900 1	26.500 2	163.967	O
	Luca BOTTARELLI		2002 SFG Lugano/CC TI	ACTG	5.0 13.750	5.8 2.6 17.250	5.0 13.700	6.0 4.5 14.350	4.5 13.750	4.5 13.650	32.7	86.450
	Mattia PIFFARETTI		2002 SFG Chiasso/CC TI	ACTG	5.0 13.550	5.8 0.0 13.700	5.0 13.050	3.5 3.5 12.217	3.5 11.550	4.0 12.850	26.8	76.917
	Abdullah SHEIK		2002 SFG Chiasso/CC TI	ACTG		4.5 1.6 12.150	3.5 12.450		3.5 12.150	3.0 10.900	16.1	47.650
2	ZTV				24.400 2	28.100 2	27.500 1	27.750 1	25.300 2	27.700 1	160.750	A
	Kay SCHLATTER		2002 STV Wetzikon/RLZ ZH	ZTV	4.0 11.900	5.5 0.0 13.550	5.5 13.850	4.5 6.0 14.317	4.5 12.150	5.5 14.250	30.3	80.017
	David BONT		2002 TV Bülach/RLZ ZH	ZTV	4.5 11.350	5.8 1.7 14.050	5.0 13.650	4.5 4.5 13.433	4.0 12.550	4.5 13.450	30.0	78.483
	Sonam BÜWANG		2002 TV Neftenbach/RLZ ZH	ZTV	4.5 12.500	5.0 1.2 14.050	4.0 12.150	4.5 4.5 13.233	4.0 12.750	4.0 11.950	27.2	76.633
3	SGTV				24.100 4	23.800 3	24.300 4	26.100 3	23.900 4	23.300 4	145.500	B
	Steven HUTTER		2001 KTV Oberriet/KTZ Rheintal	SGTV	4.0 12.150	3.0 0.0 10.700	4.0 12.550	4.5 6.0 14.000	3.5 12.050	3.5 11.550	23.3	73.000
	Linus ROHNER		2002 TV Niederwil/RLZO	SGTV	4.0 11.950	5.0 1.4 13.100	4.0 11.750	3.5 3.0 12.100	3.5 11.850	3.5 11.750	24.7	72.500
4	ACNGA				24.150 3	18.650 5	23.600 5	24.317 4	23.950 3	21.900 5	136.567	
	Josias HEUBI		2001 Gym Serrières/CCE NE	ACNGA	4.0 11.700	3.0 0.0 9.150	3.5 12.100	4.5 4.5 13.100	3.0 11.500	2.5 10.750	20.5	68.300
	Antoine AMEZ-DROZ		2001 Gym Serrières/CCE NE	ACNGA	4.0 11.400	2.0 0.0 8.800	3.5 11.300	3.5 1.0 11.217	3.0 12.000	4.0 11.150	18.8	65.867
	Timoté GACOND		2002 Gym Serrières/CCE NE	ACNGA	4.0 12.450	3.0 0.0 9.500	4.0 11.500	3.5 1.0 10.800	3.0 11.950	2.5 8.250	18.8	64.450
5	NKL				11.000 5	21.550 4	24.600 3	11.917 5	23.150 5	23.450 3	115.667	
	Shane SCHNEIDER		2002 TV Nunningen/NKL	NKL	3.0 11.000	3.0 0.0 9.700	3.5 11.800	3.0 3.5 11.917	4.0 11.700	3.0 11.350	19.8	67.467
	Yannik RÜFENACHT		2002 TV Sissach/NKL	NKL		4.0 0.8 11.850	4.0 12.800		3.0 11.450	4.0 12.100	15.8	48.200